

Test Verification of Conformity

Verification Number: 103069779CRT-001VOC

On the basis of the tests undertaken, the samples of the below product have been found to comply with the requirements of the referenced standards at the time the tests were carried out. This verification is part of the full test report and should be read in conjunction with it.

Applicant Name & Address:	SolarEdge Technologies Ltd. 1 HaMada Street, 4673335 Herzeliya, Israel
Product Description:	Grid support Utility Interactive Inverter - Non Isolated Photovoltaic Inverter with MPPT function and Rapid shut down Function.
Ratings & Principle Characteristics:	See Appendix 2
Models/Type References:	SE followed by 43.2 or 50 or 66.6 or 80 or 85 or 90 or 100 or 110 o 120; followed by KUS
Brand Names:	SolarEdge
Relevant Standard(s) / Specification(s):	See Appendix 1
Verification Issuing Office Name & Address:	Intertek Testing Services NA, Inc. 3933 US Route 11, Cortland, NY 13045 USA
Date of Tests:	9/13/2021 to 12/11/2024
Test Report Number(s):	103069779CRT-001, 104663986CRT-00RRF, 104663986CRT-001TRS

Additional information is in Appendix.



Signature

Name: Mukund Rana
Position: Staff Engineer
Date: 5th February 2025

This Verification is for the exclusive use of Intertek's client and is provided pursuant to the agreement between Intertek and its Client. Intertek's responsibility and liability are limited to the terms and conditions of the agreement. Intertek assumes no liability to any party, other than to the Client in accordance with the agreement, for any loss, expense or damage occasioned by the use of this Verification. Only the Client is authorized to permit copying or distribution of this Verification. Any use of the Intertek name or one of its marks for the sale or advertisement of the tested material, product or service must first be approved in writing by Intertek. The observations and test/inspection results referenced in this Verification are relevant only to the sample tested/inspected. This Verification by itself does not imply that the material, product, or service is or has ever been under an Intertek certification program.

Appendix 1: Relevant Standard(s)/Specification(s)

Inverters, Converters, Controllers and Interconnection System Equipment for use with Distributed Energy Resources [UL 1741:2021 Ed.3]

Grid Support Utility Interactive Equipment - Supplement SA to UL 1741:2021 Ed.3 - Inverters, Converters, Controllers and Interconnection System Equipment for use with Distributed Energy Resources [UL 1741:2021 Ed.3 (Supplement SA)]

Grid Support Utility Interactive Inverters and Converters Based Upon IEEE 1547:2018 & IEEE 1547.1:2020 - Supplement SB to UL 1741:2021 Ed.3 - Inverters, Converters, Controllers and Interconnection System Equipment for use with Distributed Energy Resources [UL 1741:2021 Ed.3 (Supplement SB)]

Power Conversion Equipment [CSA C22.2#107.1:2016 Ed.4]

Photovoltaic (PV) DC Arc-Fault Circuit Protection [UL 1699B:2018 Ed.1]

DC Arc Fault Protection For Photovoltaic Applications [CSA C22.2#292:2018 Ed.1]

Interconnection of Distributed Energy Resources and Electricity Supply Systems [CSA C22.3#9:2020 Ed.2]

IEEE 1547:2018 - IEEE Standard for Interconnection and Interoperability of Distributed Energy Resources with Associated Electric Power Systems Interfaces

IEEE 1547a:2020 - IEEE Standard for Interconnection and Interoperability of Distributed Energy Resources with Associated Electric Power Systems Interfaces
Amendment 1: To Provide More Flexibility for Adoption of Abnormal Operating Performance Category III

IEEE 1547.1:2020 - IEEE Standard Conformance Test Procedures for Equipment Interconnecting Distributed Energy Resources with Electric Power Systems and Associated Interfaces

Source requirements document UL 1741 (SRD) v2.0 – HECO

Electric Rule No.21-2020 Generating Facility Interconnections

Default New England Bulk System Area Settings Requirement

Appendix 2: Ratings & Principle Characteristics:

➤ Ratings:

Models	Rated AC Output Power (W)	AC Output Voltage (V _{L-L})	AC Output Frequency (Hz)	Max. Cont. Output Current (A)	Input Voltage Range (V _{DC})	Max. DC Input Current (A _{DC})
SE43.2KUS	43200VA	480V	60Hz	120Aac	370*-600 Vdc	120Adc
SE50KUS	50000VA	480V	60Hz	140Aac	370*-600 Vdc	140Adc
SE66.6KUS	66600VA	480V	60Hz	80Aac	840-1000 Vdc	80Adc
SE80KUS	80000VA	480V	60Hz	145Aac	840-1000 Vdc	145Adc
SE85KUS	85000VA	480V	60Hz	103Aac	840-1000 Vdc	103Adc
SE90KUS	90000VA	480V	60Hz	108.75Aac	840-1000 Vdc	108.75Adc
SE100KUS	100000VA	480V	60Hz	120Aac	840-1000 Vdc	120Adc
SE110KUS	120000VA	480V	60Hz	145Aac	840-1000 Vdc	145Adc
SE120KUS	120000VA	480V	60Hz	145Aac	840-1000 Vdc	145Adc

Note: * SE43.2KUS, SE50KUS operates at 370Vdc only when AC grid voltage is 208Vac (L-N), 60Hz

➤ Communication Protocol:

SunSpec Modbus over TCP/IP protocol

➤ Inverter Firmware Version:

Version	Checksum
2.20.710	0x 046d7c82

➤ Grid Support Function Parameters:

SolarEdge used the parameters in the Result reporting form “104663986CRT-001RRF” during the testing of the grid support functions according to UL1741 SB. The parameters that have “blank” as their value are not applicable.

Appendix 3: List of Tested Grid protection / Support Function:





Grid protection / Support Function Tested	Test Standards Sections and Source Requirement Documents					
	IEEE 1547-2018	IEEE 1547.1-2020	UL 1741SB - 2021	CSA C22.3#9-2020	CA Rule 21:2020	UL 1741 SRD V2.0 (HECO):2020
OPERATIONAL TEMPERATURE	--	5.3.3.1	SB4.3.5.3	8.3.2	--	Same as 1547-2018
PROTECTION FROM ELECTROMAGNETIC INTERFERENCE (EMI) TEST	4.11.1	5.8.1	SB4.3.5.8.1	7.4.14	--	Same as 1547-2018
SURGE WITHSTAND PERFORMANCE TEST	4.11.2	5.8.2	SB4.3.5.8.2	7.4.15 / 8.3.6	--	Same as 1547-2018
PARALLELING DEVICE	4.11.3	5.8.3	--	7.4.2	--	Same as 1547-2018
OVERVOLTAGE TRIP	6.4.1	5.4.2	SB4.3.5.4.2	7.4.6.4 / 8.3.4.2	Electric Rule No. 21 Table Hh.1	Same as 1547-2018
UNDERVOLTAGE TRIP	6.4.1	5.4.3	SB4.3.5.4.3	7.4.6.4 / 8.3.4.2	Electric Rule No. 21 Table Hh.1	Same as 1547-2018
OVERFREQUENCY TRIP	6.5.1	5.5.1 & 5.5.2	SB4.3.5.5.1 & SB4.3.5.5.2	7.4.6.3 / 8.3.3.2	Electric Rule No. 21 Table Hh.2	Same as 1547-2018
UNDERFREQUENCY TRIP	6.5.1	5.5.1 & 5.5.2	SB4.3.5.5.1 & SB4.3.5.5.2	7.4.6.3 / 8.3.3.2	Electric Rule No. 21 Table Hh.2	Same as 1547-2018
LOW VOLTAGE RIDE-THROUGH	6.4.2.3 & 6.4.2.5	5.4.4	SB4.3.5.4.4	7.4.6.5 / 8.3.4.3	Electric Rule No. 21 Table Hh.1	Same as 1547-2018
HIGH VOLTAGE RIDE-THROUGH	6.4.2.4	5.4.7	SB4.3.5.4.7	7.4.6.5 / 8.3.4.3	Electric Rule No. 21 Table Hh.1	Same as 1547-2018
LOW FREQUENCY RIDE-THROUGH	6.5.2.3	5.5.3	SB4.3.5.5.3	7.4.6.5 / 8.3.3.3	Electric Rule No. 21 Table Hh.2	SRD-UL-1741-SA-V2.0 (HECO) Part II B
HIGH FREQUENCY RIDE-THROUGH	6.5.2.4	5.5.4	SB4.3.5.5.4	7.4.6.5 / 8.3.3.3	Electric Rule No. 21 Table Hh.2	SRD-UL-1741-SA-V2.0 (HECO) Part II B
RATE OF CHANGE OF FREQUENCY	6.5.2.5	5.5.5	--	--	--	Same as 1547-2018
ANTI-ISLANDING PROTECTION - WITH GRID SUPPORT FUNCTIONS ENABLED	8.1	5.10.2	SB4.3.5.10.2	8.3.7.2	Electric Rule No. 21 Hh.1a	According to UL 1741 SA-V2.0 (HECO)
TEST FOR VOLTAGE DISTURBANCES WITHIN CONTINUOUS OPERATING REGION	6.4.2.2	5.4.5	--	7.2.4	--	Same as 1547-2018
TEST FOR VOLTAGE PHASE-ANGLE CHANGE RIDE-THROUGH (VARIATION 1)	6.5.2.6	5.5.6.1	SB4.3.5.5.6	--	--	Same as 1547-2018
ENTER SERVICE	4.10	5.6	--	8.3.9 / 8.3.4.5	--	Same as 1547-2018
SYNCHRONIZATION CONTROL FUNCTION TEST FOR EQUIPMENT WITH NO SYNCHRONIZING DISABLE CAPABILITY (VARIATION 3)	6.3	5.7.4	--	8.3.5	--	Same as 1547-2018
LIMITATION OF DC INJECTION FOR INVERTERS	7.1	5.9	--	7.2.6 / 8.3.10	Electric Rule No. 21 Hh.2h	Same as 1547-2018

This Verification is for the exclusive use of Intertek's client and is provided pursuant to the agreement between Intertek and its Client. Intertek's responsibility and liability are limited to the terms and conditions of the agreement. Intertek assumes no liability to any party, other than to the Client in accordance with the agreement, for any loss, expense or damage occasioned by the use of this Verification. Only the Client is authorized to permit copying or distribution of this Verification. Any use of the Intertek name or one of its marks for the sale or advertisement of the tested material, product or service must first be approved in writing by Intertek. The observations and test/inspection results referenced in this Verification are relevant only to the sample tested/inspected. This Verification by itself does not imply that the material, product, or service is or has ever been under an Intertek certification program.

OPEN PHASE	6.2.2	5.11	--	7.4.5 / 8.3.8	--	Same as 1547-2018
CURRENT DISTORTION	7.3	5.12	--	7.2.1 / 8.3.11	Electric Rule No. 21 Hh.2g	Same as 1547-2018
LIMIT ACTIVE POWER	4.6.2	5.13	--	--	Electric Rule No. 21 Hh.8	Same as 1547-2018
CONSTANT POWER FACTOR	5.3.2	5.14.3	SB4.3.5.14.3	7.2.3.3.2 / 8.3.12.2.1	Electric Rule No. 21 Hh.2i	Same as 1547-2018
VOLTAGE-REACTIVE POWER (VOLT-VAR) MODE FIXED VREF	5.3.3	5.14.4	SB4.3.5.14.4	8.3.12.1.1	Electric Rule No. 21 Hh.2j	Same as 1547-2018
VOLTAGE-REACTIVE POWER (VOLT-VAR) MODE (VREF TEST)	5.3.3	5.14.5	SB4.3.5.14.5	--	--	Same as 1547-2018
VOLTAGE—REACTIVE POWER (VOLT-VAR) MODE WITH AN IMBALANCED	5.3.3	5.14.6	SB4.3.5.14.6	--	--	Same as 1547-2018
ACTIVE POWER-REACTIVE POWER MODE (WATT-VAR)	5.3.4	5.14.7	SB4.3.5.14.7	7.2.3.3.5 / 8.3.12.2.4	--	Same as 1547-2018
CONSTANT REACTIVE POWER (VAR) MODE	5.3.5	5.14.8	SB4.3.5.14.8	7.2.3.3.3 / 8.3.12.2.2	--	Same as 1547-2018
VOLTAGE-ACTIVE POWER (VOLT-WATT) MODE	5.4	5.14.9	SB4.3.5.14.9	7.2.3.4.3 / 8.3.12.1.2	Electric Rule No. 21 Hh.2.m	Same as 1547-2018
VOLTAGE-ACTIVE POWER (VOLT-WATT) MODE WITH AN IMBALANCED GRID	5.4	5.14.10	--	--	--	Same as 1547-2018
TEST FOR FREQUENCY-DROOP (FREQUENCY-POWER OR FREQUENCY-WATT) CAPABILITY— ABOVE NOMINAL FREQUENCY	6.5.2.7	5.15.2	SB4.3.5.15.2	7.2.3.4.4 / 8.3.12.2.5	Electric Rule No. 21 Hh.2.l	SRD-UL-1741-SA-V2.0 (HECO) Part II C
TEST FOR FREQUENCY-DROOP (FREQUENCY-POWER OR FREQUENCY-WATT) CAPABILITY— BELOW NOMINAL FREQUENCY	6.5.2.7	5.15.3	SB4.3.5.15.3	7.2.3.4.4 / 8.3.12.2.5	Electric Rule No. 21 Hh.2.l	SRD-UL-1741-SA-V2.0 (HECO) Part II C
PRIORITIZATION OF DER RESPONSES	4.7	5.16	SB4.3.5.16	--	--	Same as 1547-2018
LOAD REJECTION OVERVOLTAGE (LROV)	7.4	5.17.2	SB4.3.5.17.2	--	--	Same as 1547-2018
FAULT CURRENT TESTS FOR INVERTERS	6.2.1	5.18.1	--	8.3.15	--	Same as 1547-2018
PERSISTENCE OF DER PARAMETER SETTINGS	--	5.19	--	--	--	Same as 1547-2018
NORMAL RAMP RATE	--	--	--	7.2.3.4.2 / 8.3.12.2.3	Electric Rule No. 21 Hh.2k	--
FLICKER	--	--	--	7.2.2 / 8.3.13	--	--
LOSS OF CONTROL CIRCUIT POWER	--	--	--	8.3.14	--	--
CURRENT UNBALANCE TEST	--	--	--	8.3.16	--	--
NAMEPLATE DATA TEST	10.3	6.4	--	--	--	Same as 1547-2018
MONITORING INFORMATION TEST	10.5	6.6	SB4.3.6.6	--	--	Same as 1547-2018
MANAGEMENT INFORMATION TEST	10.6	6.7	SB4.3.6.7	--	--	Same as 1547-2018
GROUND FAULT OVERVOLTAGE TEST	7.4	5.17.1	SB4.3.5.17.1	--	--	--

This Verification is for the exclusive use of Intertek's client and is provided pursuant to the agreement between Intertek and its Client. Intertek's responsibility and liability are limited to the terms and conditions of the agreement. Intertek assumes no liability to any party, other than to the Client in accordance with the agreement, for any loss, expense or damage occasioned by the use of this Verification. Only the Client is authorized to permit copying or distribution of this Verification. Any use of the Intertek name or one of its marks for the sale or advertisement of the tested material, product or service must first be approved in writing by Intertek. The observations and test/inspection results referenced in this Verification are relevant only to the sample tested/inspected. This Verification by itself does not imply that the material, product, or service is or has ever been under an Intertek certification program.

Appendix 4: Revision Summary

Date / Project	Engineer / Reviewer	Comments
26-Feb-2023 G105346738CRT	Dishant Patel  Aditya Iyer 	Added new model SE110KUS.
04-Feb-2025/ G106076368CRT	Mili Sehgal  Mukund Rana 	Updated Signatures and Date from "Dipesh Patel" and "14 th September 2022" to "Mukund Rana" and "5 th February 2025" respectively.
		Appendix 3: List of Tested Grid protection / Support Function: Added Ground Fault Overvoltage Test
		Updated Date of Tests from "9/13/2021 to 2/22/2022" to "9/13/2021 to 12/11/2024"

This Verification is for the exclusive use of Intertek's client and is provided pursuant to the agreement between Intertek and its Client. Intertek's responsibility and liability are limited to the terms and conditions of the agreement. Intertek assumes no liability to any party, other than to the Client in accordance with the agreement, for any loss, expense or damage occasioned by the use of this Verification. Only the Client is authorized to permit copying or distribution of this Verification. Any use of the Intertek name or one of its marks for the sale or advertisement of the tested material, product or service must first be approved in writing by Intertek. The observations and test/inspection results referenced in this Verification are relevant only to the sample tested/inspected. This Verification by itself does not imply that the material, product, or service is or has ever been under an Intertek certification program.